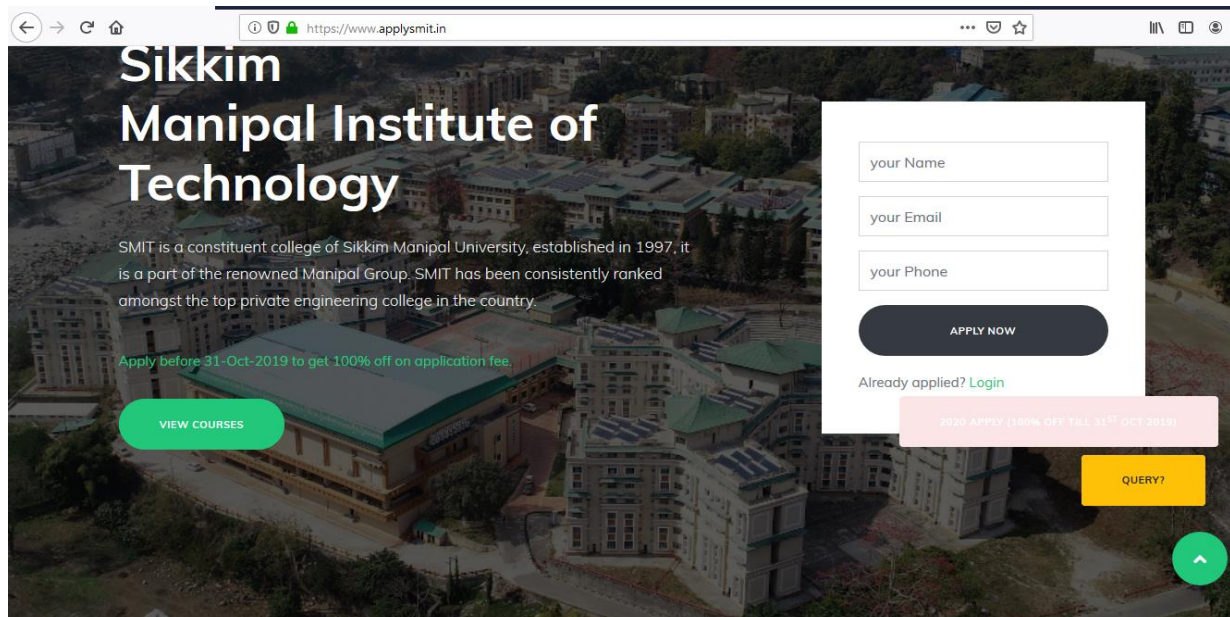
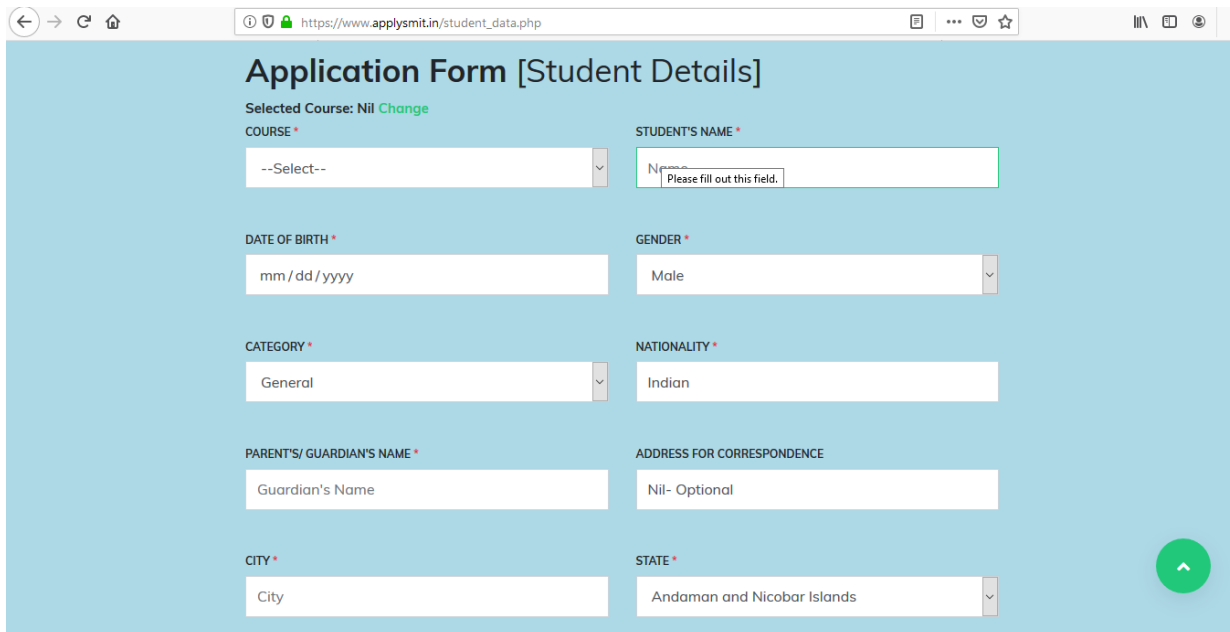


Manual for Online Application of SMIT Admission Portal



1. Enter your name
2. Enter email id
3. Enter phone number
4. Click on Apply Now (you will get login credentials on your mobile and email)
5. Fill the details on application form and click on submit button.



6. Upload the photo and signature and click on save.
7. Click on logout, your details will be automatically saved.
8. To login use the password received in email or SMS.

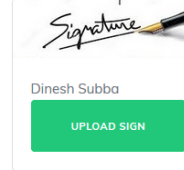
Dinesh Subba
App. No.: 20200207

Email: dinesh.s@smit.smu.edu.in
Phone No.: 7001753443

Payment Status: Free (Paid)
Application Status: Complete
[Save and Logout](#)



UPLOAD PHOTO



Dinesh Subba
UPLOAD SIGN

Applied Course List

| SN | Course Name | |
|--|-------------|------------------------|
| 1 | BCA (108) | Remove |
| Apply for another course | | |

ADDITIONAL COURSE

-- Select --



Applying from apply menu

The screenshot shows a web browser at the URL [https://www.applysmrit.in/apply.php?course_id=101&course_code=101&course_name=BTech \(ECE, CSI](https://www.applysmrit.in/apply.php?course_id=101&course_code=101&course_name=BTech (ECE, CSI). The navigation bar includes links for HOME, APPLY, ADMISSION, CAMPUS-LIFE, and NOTICES, along with a LOGIN button. The main heading is "Apply Online For Admission@SMIT". The form contains four input fields: "YOUR NAME" (Name), "YOUR EMAIL ADDRESS" (Email), "YOUR PHONE NUMBER" (Phone No.), and "YOUR NEW PASSWORD" (Password). A green "NEXT" button is positioned below the fields. A link for "Already Registered? Login" is located at the bottom left, and a green circular arrow icon is on the right.

1. Enter your details and click on next.
2. Enter all your details on application form and click on submit.

The screenshot shows the "Application Form [Student Details]" page. The selected course is "Nil" with a "Change" link. The form includes the following fields: "COURSE" (dropdown menu), "STUDENT'S NAME" (text input with a "Please fill out this field." error message), "DATE OF BIRTH" (text input with "mm/dd/yyyy" placeholder), "GENDER" (dropdown menu with "Male" selected), "CATEGORY" (dropdown menu with "General" selected), "NATIONALITY" (text input with "Indian" selected), "PARENT'S/ GUARDIAN'S NAME" (text input with "Guardian's Name" placeholder), "ADDRESS FOR CORRESPONDENCE" (text input with "Nil- Optional" selected), "CITY" (text input with "City" placeholder), and "STATE" (dropdown menu with "Andaman and Nicobar Islands" selected). A green circular arrow icon is visible in the bottom right corner.

3. Upload the photo and signature and click on save.
4. Click on logout, your details will be automatically saved.
5. To login use the password received in email or SMS.

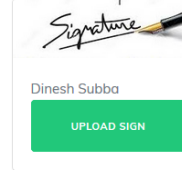
Dinesh Subba
App. No.: 20200207

Email: dinesh.s@smit.smu.edu.in
Phone No.: 7001753443

Payment Status: Free (Paid)
Application Status: Complete
[Save and Logout](#)



UPLOAD PHOTO



Dinesh Subba
UPLOAD SIGN

Applied Course List

| SN | Course Name | |
|--|-------------|------------------------|
| 1 | BCA (108) | Remove |
| Apply for another course | | |

ADDITIONAL COURSE

-- Select --

